



Simple User Interface with No Code for Designing Reports

Zelenka Reporting Solution brings Superfast Report Designing and Mapping for Industrial Applications. An Industrial Report Designing Tool which can be used to design and generate Batch Reports, Data Log Reports, Shift Reports, Alarm and Audit Reports along with Trend Reports. Reporting is essential and most important part of the Automation Projects and Zelenka replaces all the traditional Customized Development Methods to generate Reports. Zelenka comes with inbuilt Report Configurator which has multiple options of Communication Engines Configurations and Report Viewer Configurations. Report Designing is done on a Canvas with very easy to use Tables with Drag & Drop and Tag Mapping. Minimising the Reports Development time & Zero Programming are main objectives of the Application. Zelenka Report Viewer is with Options of Desktop and Web Application.

Zelenka Report Types:

- ◆ Batch Report
- ◆ DataLog Report
- ◆ Shift Reports
- ◆ Trend Reports
- ◆ Alarm Reports
- ◆ Audit Reports
- ◆ MKT Reports

Output Formats

- ◆ PDF (Secure)
- ◆ Excel

Connectivity and Pre Integration:

- ◆ SQL Server
- ◆ Delta V
- ◆ Plant Historian
- ◆ OPC
- ◆ Siemens WinCC
- ◆ Rockwell Automation
- ◆ HMI
- ◆ CSV
- ◆ GE SCADA

Report Viewer Options

- ◆ Zelenka Desktop Viewer
- ◆ Zelenka Web Viewer

Suitable for Various Industries:

- ◆ Pharmaceutical & Biotech
- ◆ Process Automation
- ◆ Chemical
- ◆ Purified Water Generation & Distribution
- ◆ Waste Water Treatment Plant
- ◆ Cement
- ◆ Power Generation and Distribution
- ◆ Packaging
- ◆ Manufacturing
- ◆ Heat Treatment
- ◆ BAS / BMS
- ◆ EMS
- ◆ Other Industries

Desktop & Web Viewer



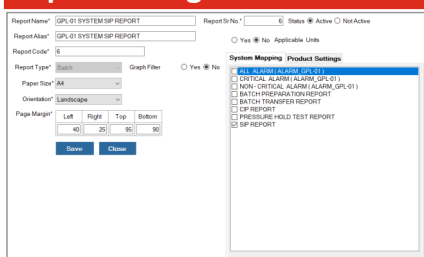
Zelenka Dashboard



Zelenka Reporting Solution Salient Features:

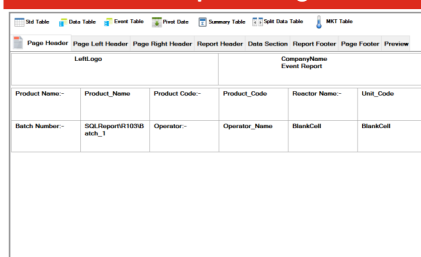
- ◆ Simple User Interface for Configuring Reports
- ◆ No Code required for Designing Report
- ◆ Inbuilt various connectivity Drivers
- ◆ Scheduler based Reporting option
- ◆ E-Signature with 3 Level of Authorization
- ◆ Allows Customized Queries
- ◆ Single Report with multiple Data Source.
- ◆ Single Report Template can be mapped to multiple Reactors having similar format.
- ◆ Reduces design time.
- ◆ Create Your own Formulas
- ◆ Auto Email Facility
- ◆ Configure Manual Entry fields on Reporting Screen
- ◆ Application Audit Report
- ◆ Option to View Reports from Multiple Workstation
- ◆ Option to Format Text, Numbers with Colors, Size Image Upload
- ◆ Tag Import and Mapping using excel to make it simpler for user.
- ◆ Configurable Report Viewer
- ◆ Customized Layer Add On Possible
- ◆ Easy to integrate with SCADA

Report Configurator



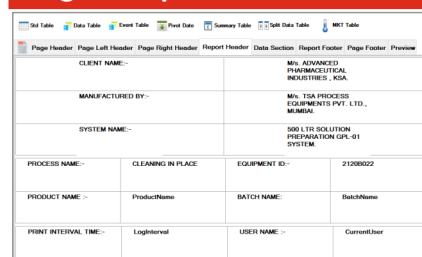
This section allows user to configure Report Name, Page Size, Orientation along with Report Type. User has an option to map multiple Unit & Subunit.

Section Based Report Design Canvas



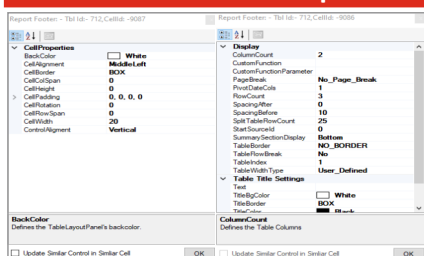
Various Sections are given with built in functionality with Canvas for designing.

Drag & Drop Table Structures



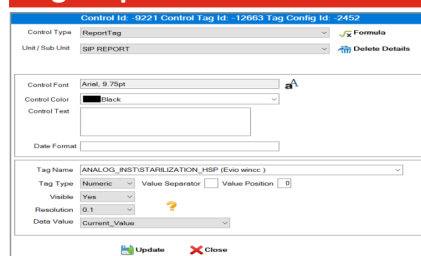
Various Table Structures with pre defined functionalities are present so that user can drag the same on Canvas in particular Report Section.

Table & Cell Settable Properties



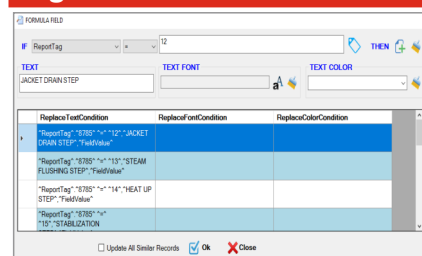
Various settings options available for Table and Cell. Update similar Table or Cell functionality also available.

Tag Properties



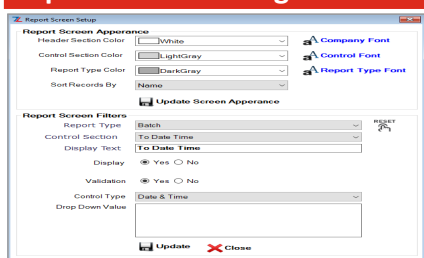
Tag Settings which user can map with respect to Unit / Sub Unit. Data Value can be selected which needs to be displayed i.e Current Value, First Value etc.

Tag Formulas



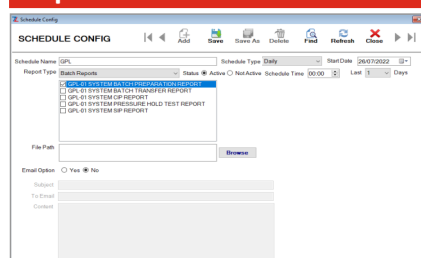
User can write Formulas to Compare Tag Value with Pre Defined Value and Change Text, Fonts, Colour etc, Convert Digital Tag into String, Multiple Comparisons etc.

Report Screen Configurator



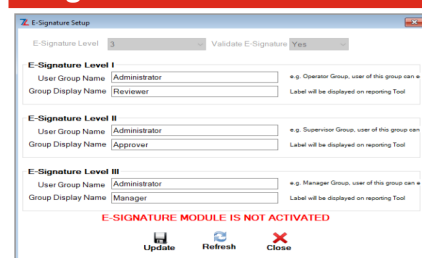
Various setting option available for configuring Reporting Tool Front end. Configure Addon Fields w.r.t Report Type option to configure as Textbox, Numeric Text Box or Dropdown with a pre-defined value. Validation of Report Selection Filter i.e. Compulsory.

Report Scheduler



User can schedule Report to be emailed to company users on daily/weekly/monthly basis or can save the report on pre defined location. All Necessary settings are provided.

E-Signature



Upto Level III Electronic Signatures can be done by Users. Users can be mapped at every level and Front End section will display reports as per E-Sign Functionality.

We are Proud to be associated with System Integrators...



Zelenka Successfully Running at...



Powered by :





zelenka®



105/106, Hinal, Datta Mandir Road,
Dahanukarwadi Junction, Kandivali (West),
Mumbai-400067. India

+ 91-22-28672925

+ 91-22-28693249

+91-7208422044

+91-7710013322 (Sales)

+91-9870310606 (Nirav Buch)

sales@dreamsoftindia.com/ info@dreamsoftindia.com

<https://www.dreamsoftindia.com>

<https://www.zelenkareports.in>